



THE SHORT CINEMA LESSONS

**To be discovered on the big screen
and explored further on the Internet.**

MLOS





TABLE OF CONTENTS

The Short Cinema Lessons	5
A short film collection	7
An Interactive and participative website	15
Participative activities	18
Developments	24
Financing	27



THE SHORT CINEMA LESSONS

Conceived by the Magic Lantern, a children's cinema club, and produced by Milos-Films SA, the Short Cinema Lessons are a collection of short films by Swiss and international auteurs, willing to share some of their art and knowledge with a broad range of young spectators between the ages of 8 and 16.

The collection is supplemented and broadened by an interactive and participative website. Developed by the Magic Lantern in close collaboration with the directors from the collection, it invites young Internet users to get to the heart of the auteur approach, deepening the concepts dealt with in the short films, and testing this newly acquired knowledge with practical exercises in relation to the themes tackled.



A SHORT FILM COLLECTION

Each roughly 10-minutes short film explores a different aspect of filmmaking in a simple and lively way, such as directing actors, the documentary, sound effects, match cuts, blocking, lighting, staging, acting, and so on.

Every short lesson is imagined and produced as its own actual self-sufficient film. The only thing these shorts have in common is the target audience, an auteur's approach and two successive lives: the first on the festival circuit, before a second educational one, with a specific accompaniment.

The collection's target audience is a firm constraint, but it should not be restrictive; the idea is to broaden both the content and age range of the viewers its lessons are aimed at. It is not a matter of explaining, but of making one feel... and not only children. Parents, teachers and moviegoers of all ages will no doubt be curious to discover these films, that are both fun and profound.

Whether fiction or documentary, they are true little cinematographic essays, each bearing the mark of an auteur.



A Short Lesson in Cinema: The Documentary

Jean-Stéphane Bron, 2013

By making a short film with a teenager, Jean-Stéphane Bron reveals some of the secrets of the documentary, the so-called "cinema of real life"... which is also staged.

Ilham is 12 years old. Ever since she was a little girl, she has loved to tell stories. She makes films on her computer with heroes she invents. But today Ilham will indulge in a different exercise... This short cinema lesson is a two-way conversation, both joyful and profound, between a young girl and the director who has chosen to paint her portrait. Basically: "what is a documentary?".

Ilham films the world around her, capturing her family and her grandparents. She asks them questions as she asks herself how she should film them. What is she supposed to say about them? Like Russian dolls, the two films are closely intertwined, that of the auteur and that of his subject, participating actively in creating the work of art as a whole.



Viewing links

Original French without subs: vimeo.com/104604558

Original French with German subs: vimeo.com/103999830

Original French with English subs: vimeo.com/101790584

Password: PLC_JSB_MAGIQUE



Viewing links

Original French without subs: vimeo.com/182114360

Original French with German subs: vimeo.com/132527869

Original French with English subs: vimeo.com/104391998

Password: PLC_UM_MAGIQUE

Kacey Mottet Klein, Birth of an Actor Ursula Meier, 2015

Using tryouts, rehearsals, rushes and film clips, as well as footage shot more recently, Ursula Meier literally shows the birth of an actor, Kacey Mottet Klein, whom she discovered and directed at the age of 8 in «Home», before casting him again at 12 in «Sister».

8 years old... 12... 15... A body grows and develops before the camera, absorbing sensations and emotions, confronting its limits and its darker, more hidden parts. A body, that over the years abandons itself to the character, transforming what could be seen as simple child's play-acting into the work of a true actor. The story of a voice, a presence, a gaze. The portrait of an adolescent who has created himself along with the camera.

Winner of the 2016 Swiss Film award for best short

Heidi at the Foley Artist

Christian Frei, 2016

Nine-year-old Anuk Steffen plays the title role in the new Heidi film. Bubbling with curiosity, she watches the crew at work, and more specifically the sound engineer.

She then takes our young audience to a mysterious studio, where she has a fascinating experience learning to dangle, plop and wriggle objects, in order to add sound effects to a scene from one of the first film adaptations of Johanna Spyri's famous novel.

An enlightening lesson about one of cinema's iconic characters and the importance of a film's sound effects.



Viewing links

Original German and Swiss German without subs:

vimeo.com/144487588

Original German and Swiss German with French subs:

vimeo.com/152393996

Original German and Swiss German with English subs:

vimeo.com/152256830

Password: PLC_CF_MAGIQUE



What the Eye Doesn't See

Frédéric Mermoud, 2016

Alice, 15, has a date with Mathieu, her school's most popular boy. Her friend Julie lends her a pretty red dress for the occasion, but all she has for footwear are an old pair of sneakers. Together, they set out in search of the perfect pair of shoes, but things don't turn out quite as expected.

This short lesson looks at the function of match cuts, an essential aspect of film language. By showing what someone is looking at, one understands what he or she is feeling.

Viewing links

Original French without subs: vimeo.com/182114592

Original French with French subs: vimeo.com/182113573

Original French with English subs: vimeo.com/145392378

Password: PLC_FM_MAGIQUE

Shooting Script and Lighting

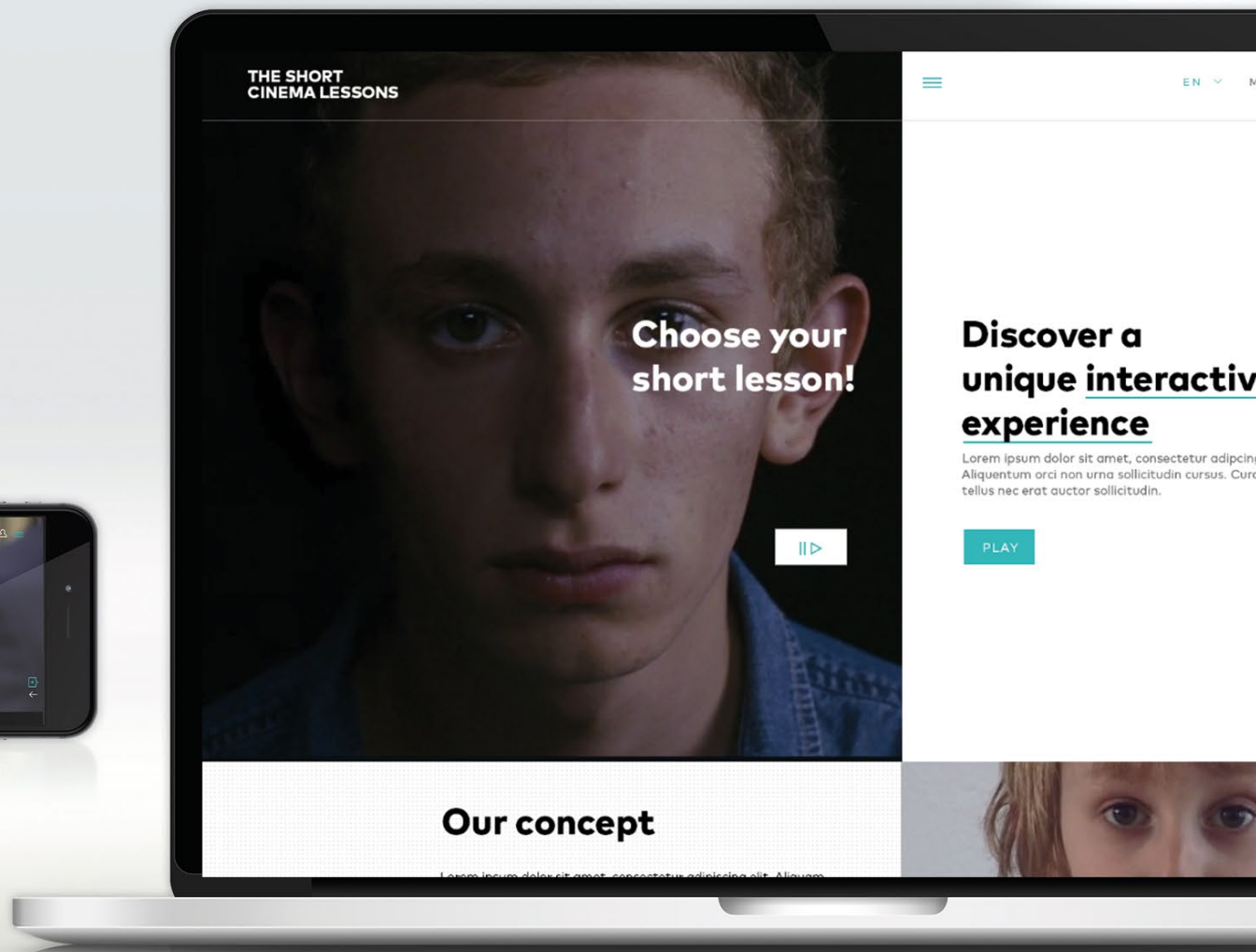

Renato Berta, 2017

A bouquet of flowers in hand, a man enters a building where he has an appointment. Clearly, he has never been there. When he arrives at the door to the apartment, he thinks is the right one, he hears strange noises from inside. Troubled, he decides to check his smartphone to see if he has the correct address...

Told three times, with different blocking and lighting, this short comedy shows how these can influence the viewer's perception of a film and change his or her understanding of the story. Shooting script and lighting: two fundamental parts of staging!

In postproduction





AN INTERACTIVE AND PARTICIPATIVE WEBSITE


In terms of education of the visual image, the short films from the Short Cinema Lessons collection offer great potential in terms of digital expansion.

Knowing that today's young spectators' experiences are no longer limited to a dark room and the viewing of a film, the Magic Lantern is developing an interactive and participative website to take advantage of each short film's educational, artistic and creative potential on all digital media.

Free to use for the most part, the website is developed in collaboration with the film's auteurs. Available in French, German, Italian, Spanish and English, it perfectly complements every short cinema lesson and allows young Internet users to discover new content as well as make practical use of the knowledge thus acquired.

On the website, each short lesson is first screened (in the original language, subtitled or dubbed in the user's). Its content is then expanded through an interactive discussion with its director, before ending with a participatory activity.

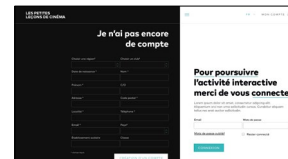
Viewing, discussion and activity: an arc applied to every short lesson.



Short film



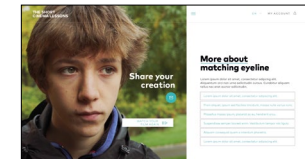
Interactive discussion



Connection to / creation of your account



Participative activity



Extensions

Interactive discussions

Through an interactive video, the short films' directors develop various elements covered in their film by addressing users directly and asking them multiple choice questions. Depending on the reply chosen, the filmmaker responds with different arguments.

In his discussion for example, filmmaker Jean-Stéphane Bron asks whether or not he writes screenplays for his documentaries. It is then up to the user to click on the reply that he considers plausible and to take the talk in the direction that interests him.

<https://video.helloeko.com/v/M70agz>

Internet users can thus enter the heart of the cinematographic approach taken by the auteur of the short cinema lesson, that they have just seen. With this experience and newly acquired knowledge, they are invited to take part - alone or in groups - in participatory activities related to the lesson's theme.

Participative activities

The online part of the Short Cinema Lessons project will involve active participation on the part of the Internet user. The short film and the dialogue with its director will provide the tools to actively take part in the creative process by completing an original activity as the final stage of the journey.

To access the participative activities, the user is asked to register.



Lorem ipsum dolor sit amet, consectetur adipiscing elit?

Tu lobortis eget magna nec, faucibus ? 

Tu Etiam gravida est ac est accumsan dapibus ?

Interactive
discussion



PARTICIPATIVE ACTIVITIES

A Short Lesson in Cinema: The Documentary

Users are given the chance to make their own short documentary, among their own family, while trying to apply the approach and ethics followed by the filmmaker in his or her lesson.

The filmmaker-to-be is told to ask a relative to evoke, make or show something personal, and film it in a respectful manner.

After shooting a film, users can share them with others on «the wall of secrets», which can only be accessed after submitting it to the site's moderators.

Kacey Mottet Klein, Birth of an Actor

Internet users are given a simple dramatic scene, to be acted out alone, and filmed by either his- or herself or a friend, with a phone or a camera.

They are tasked with shooting five successive takes of the scene, each according to different indications appearing on screen. The idea is for users to broaden their acting skills, thanks to Ursula Meier's direction.

After the five takes, users can share the one they think is best by uploading it to a virtual wall, which can only be accessed after submitting it to the site's moderators.

Your turn to play...

Lorem ipsum dolor sit amet, consectetur adipiscing elit. Aliquenum orci non urna sollicitudin cursus. Curabitur aliquam tellus nec erat auctor sollicitudin.

Cum sociis natoque penatibus et magnis dis parturient montes, nascetur ridiculus mus. Pellentesque dignissim lorem et luctus fermentum. Nunc ornare volutpat odio, a ultrices lacus iaculis hendrerit. Sed pulvinar arcu sed orci varius imperdiet. Phasellus sagittis placerat varius. Integer vel ante sit amet nibh suscipit sodales eget nec magna. Cras bibendum, tellus quis maximus gravida, ex metus accumsan ligula, eu rutrum velit nisi eu nulla. Aliquam sed velit orci.



Directing actors

Upload your videos

Lorem ipsum dolor sit amet, consectetur adipiscing elit. Aliquenum orci non urna sollicitudin cursus. Curabitur aliquam tellus nec erat auctor sollicitudin.

Vidéo n°1

Aucun fichier sélectionné.
Format PDF ou ZIP. Max. 10 Mo

Vidéo n°2

Aucun fichier sélectionné.
Format PDF ou ZIP. Max. 10 Mo

Vidéo n°3

Aucun fichier sélectionné.
Format PDF ou ZIP. Max. 10 Mo

UPLOAD YOUR CUT

Short film

Interactive
discussion

Participative
activity

Extensions

Heidi at the Foley Artist

Users must complete the sound effects of a movie sequence shot specifically for this activity.

After having watched the scene, users are asked to choose sounds for several successive inaudible actions. There are always three possibilities, using objects with sounds that differ subtly.

After choosing the object that seems most suitable to reproduce the sound of the action on screen, users can watch a video detailing how foley artists manipulate it to produce the sound.

By switching to the next action, users validate their choice of sound for the previous one. They can return at any time to change a sound (and therefore an object). After finishing, the sequence can be watched as many times as desired.

This activity is based on the user's creativity, his ear, his sensitivity and his free will. The palette of sounds provided is chosen, so that all the possible options work with the film's actions.

What the Eye Doesn't See

Users are invited to play with small fictional sequences with multiple articulations that question the concept of eye-lines and match cuts, their function in editing, the development of cinematographic narration and the perception of a character's emotional state.

The activity takes the form of an interactive film. The protagonist is a teenager waiting to meet a friend. To ward off boredom the boy looks at his surroundings, and what he sees changes both his mood and the film's action.

Several times throughout the film, users have the choice - through a split screen - between three possible images of things the boy can look at. Depending on the match cut he chooses, he changes the story and advances the narrative.

At the end of the journey, users can rewatch the version of the film generated by their successive choices. They can also redo a new version by choosing different options.



Shooting Script and Lighting

Renato Berta will provide a collection of rushes from his lesson's shoot, so that users can experiment with different edits, by playing with space, time and narration.

The filmmaker will add additional shots, which he made specially for this activity.

After finishing and viewing their own edits of the film's key sequence, users can compare them with Renato Berta's director's cut, made from the same rushes and additional shots. Users will also be able to upload their edits and share them with others.

Extensions

For each short lesson, users wishing to learn more about the subject can also read additional documents at the end of their journey, discussing in detail the notions covered by the directors in their interactive conversations.

Each comment is illustrated with clips from important films, encouraging users to enrich their cinematographic literacy. Depending on the theme tackled in the lesson, a filmmaker's approach can be confronted with methods different than his or hers.

Share your
creation



WATCH YOUR
FILM AGAIN 

More about matching eyeline

Lorem ipsum dolor sit amet, consectetur adipiscing elit.
Aliqu岸um orci non urna sollicitudin cursus. Curabitur aliquam
tellus nec erat auctor sollicitudin.

Lorem ipsum dolor sit amet, consectetur adipiscing elit.

Proin aliquet, ipsum sed facilisis tincidunt, massa nulla varius nunc.

Phasellus massa ipsum, placerat ac eu, hendrerit arcu.

Suspendisse semper laoreet enim. Vestibulum tempor nisi ligula.

Aliquam consequat quam a interdum pharetra.

Lorem ipsum dolor sit amet, consectetur adipiscing elit.

DEVELOPMENTS

The collection

To date, four short cinema lessons have been produced and are currently being shown in theatres: those directed Jean-Stéphane Bron, Ursula Meier, Christian Frei and Frédéric Mermoud. Between them they already have over a hundred selections and they're still making the festival rounds.

These four lessons are being shown in cinemas in about ten countries, at the start of Magic Lantern screenings, where they benefit from specific educational support. In the medium term, they will be seen in the cinema by more than 40,000 children in a dozen countries (including Switzerland).

In May 2016 and June 2017, through its European partners, the Magic Lantern received funding from the European Union's MEDIA program to dub the collection's short films into German, English, Spanish, French, Italian and Serbo-Croatian, as well as subtitle them in Polish and Georgian,

offering more opportunities for screenings both in cinemas and on television.

Renato Berta's short lesson on blocking and lighting is in the last stages of postproduction, and several established Swiss filmmakers will soon be directing their own. Andrea Štaka will play with film genres, giving the young audience the means to identify and tell them apart; Bettina Oberli will show that directing is above all a matter of choices; Fulvio Bernasconi will deal with the theme of cinematic time; and finally, Petra Volpe will look at how filmmakers come up with ideas for their films.

The collection should also soon be becoming even more international, as renowned filmmakers such as Olivier Assayas, Céline Sciamma, Alberto Serra, Miguel Gomez, Mathieu Amalric and Pippo Delbono have expressed interest in the project.

The website

The first version of the website for the Short Cinema Lessons is scheduled to go online over the course of 2018. Young Internet users will be able to explore the themes of Jean-Stéphane Bron, Ursula Meier, Christian Frei and Frédéric Mermoud's short films.

Radio Télévision Suisse and Schweizer Radio und Fernsehen, the main partners in the project's diffusion, will promote the site throughout Switzerland, particularly through youth platforms RTS Découverte and SRF mySchool.

As MEDIA's aforementioned support also covers the dubbing and subtitling of the web-content, the site is promised to be of European and international interest. The Magic Lantern's various MEDIA partners will promote it to their respective audiences.

A second online release is planned for 2019, with web content for Renato Berta, Céline Sciamma, Andrea Štaka and Pippo Delbono's films.

The Short Cinema Lessons project is designed to evolve, allowing the integration of future contributions by Swiss and international filmmakers, as and when they are produced.



FINANCING

The short films in the Short Cinema Lessons collection are produced by Milos-Films SA, headquartered in Neuchâtel, Switzerland. Lessons made by non-Swiss directors are coproduced with companies in their countries of origin.

Recognized as real auteur cinema, the production of these short films is funded by requesting financial aid from the Federal Office for Culture (OFC), Cinéforum, the Zürcher Filmstiftung, as well as one-off support from other foundations. Radio Télévision Suisse and Schweizer Radio und Fernsehen have signed a co-production agreement with Milos-Films SA.

As the website is an initiative by the Magic Lantern association, it will take care of bringing together funding for its development, notably through private foundations.



Association The Magic Lantern
P.O. Box 1676, 2001 Neuchâtel

box@lanterne.ch
+41 (0)32 723 77 00
www.magic-lantern.org

MEDIA PARTNER



With the support of
the Creative Europe programme
of the European Union